








GUIDELINES FOR BABY'S SAFETY



1 BABYPROOFING THE BABY'S ROOM - A CHECKLIST



THINGS TO DO FOR YOUR BABY'S SAFETY IN THEIR ROOM:

- ✓ Choose a crib that has a guard railing. 
- ✓ Remove any small objects from the crib.
- ✓ Choose a crib without corner posts.
- ✓ Tighten the bolts and nuts of each piece of furniture in the room. 
- ✓ Anchor all the furniture. 
- ✓ Install smoke alarms in the room.
- ✓ Secure the window guards. 
- ✓ Keep furniture away from windows. 
- ✓ Electric cords should not be lying on the floor. 
- ✓ Don't place tempting objects on top of dressers.
- ✓ Install bumpers on sharp edges.
- ✓ Use box covers on plugs. 
- ✓ Do not store medicines or harmful substances in their room. 

2 TIPS FOR CHOOSING BABY MONITORING DEVICES



A FEW THINGS TO NOTE WHILE CHOOSING A BABY MONITOR:

- ✓ Check both daytime and nighttime video quality if choosing a video baby monitor. 
- ✓ Prefer a monitor that also works well with cellular data.
- ✓ Select baby monitors with features that work without the internet. 
- ✓ It should have good security functions.



REFERENCES

- 1 Make Baby's Room Safe: Parent Checklist; <https://www.healthychildren.org/English/safety-prevention/at-home/Pages/Make-Babys-Room-Safe.aspx>
- 2 Babyproofing Essentials: How To Make Your Home Safe; <https://www.consumernotice.org/products/child-safety/babyproofing/>